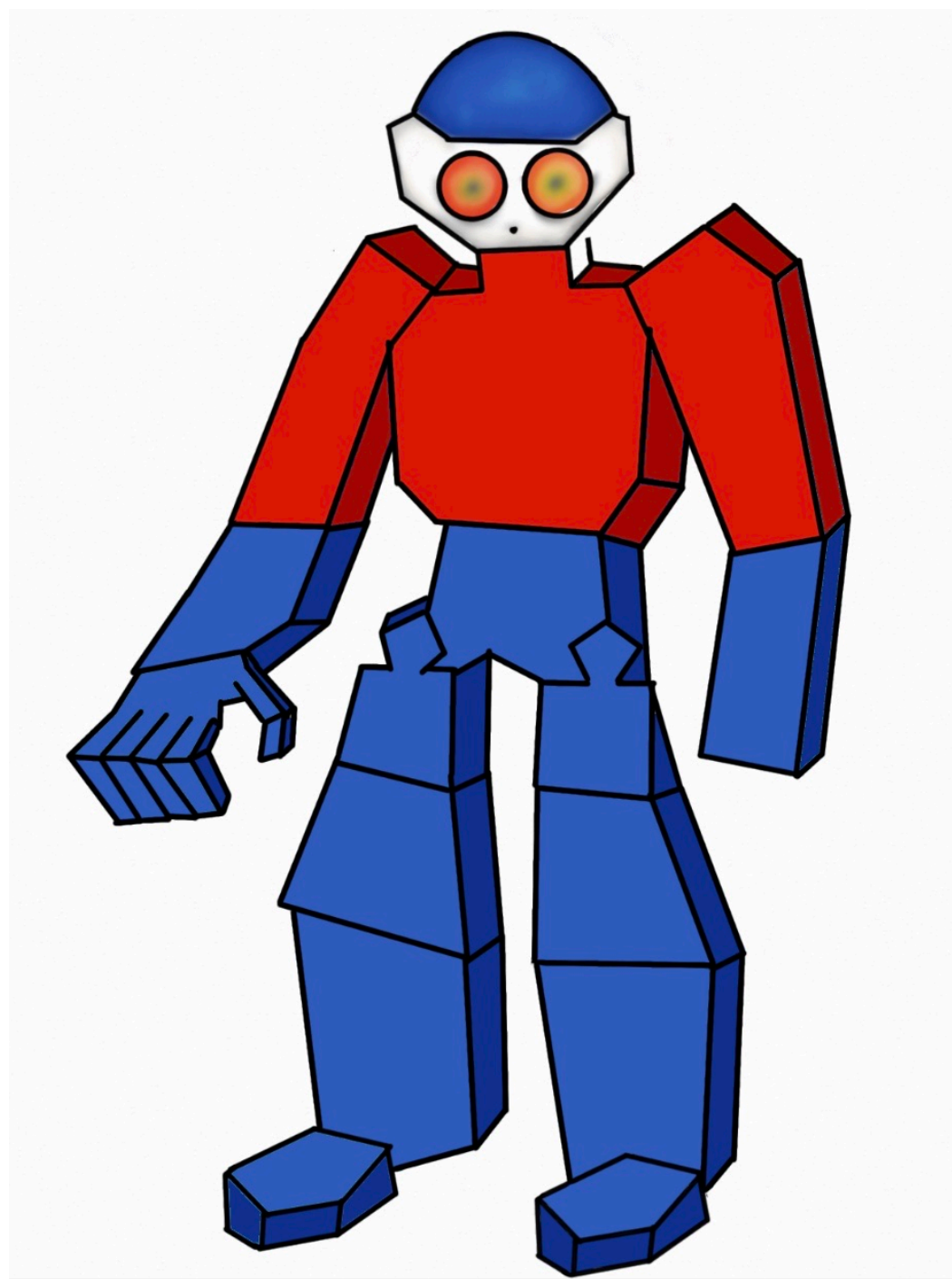



Sketchbook


By : 



This is my drawing of my robot .I first drew the outline of the robot's body and then add extra lines to make it 3D .By used different shapes like rectangles and squares I made the drew the body of the robot .Then I drew the details which were the eyes ,hands ,and feet .Then added more lines to make it 3D .I made sure that all the lines were connected so I could use fill to colour the robot .I used darker colours for the edges to make a 3D effect .Then drew the robot's head by using the shape of a hexagon a a half circle .To get that 3D effect on the round face I used airbrush and blended the colours together .Making this photo I used many different shapes which was really useful and fun .



I wanted to make a logo for a delivery my delivery company Teleport .Teleport delivery's anything from one place to another quickly .I used a cheetah as my logo to represent our delivery speed .Using keynote I added a black border around the cheetah to give it a professional look .And I filled the rest of the logo in blue because blue symbolises trust and professionalism .Then I thought of objects that represented delivery like trucks ,airplanes,or moving boxes .I choose a moving box because it would fit in with the cheetah and keep it simple .



For this drawing I drew this funny winking emoji .I used sketch book pro to draw this .I used the shapes tool to get the draw the outline of the head and the eye .Then i used the spline tool to draw the other curves like the mouth .To add shading and give more or a effect to the drawing . I added a new layer for every colour I used air brush on and made sure the layers were under the outline so I was easier to erase .I had to use a different layer of each colour so I could erase the parts i need to without erasing the outline .After that was done I blended the darker marks of the airbrush with the lighter parts and erased the parts I didn't need .

claire

I drew my name in bubble letters .I first drew the out line of my name then made it 3D .I filled each letter with a colour and the edges a darker version of that colour .

