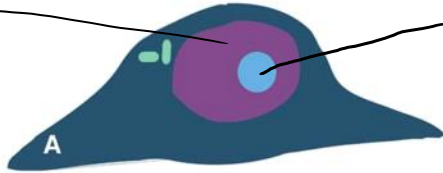


# Mitosis Cell Parts Worksheet

November 16, 2016 12:39 PM

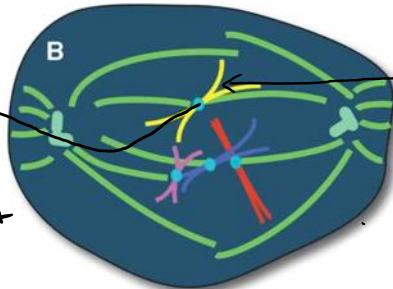
## CELLS alive! - Mitosis Cell Parts Worksheet (Draw a line to the part in the [picture] and give its function.)

**Nucleus [A]**  
stores DNA  
"brain" of cell



**Nucleolus [A]**  
stores RNA

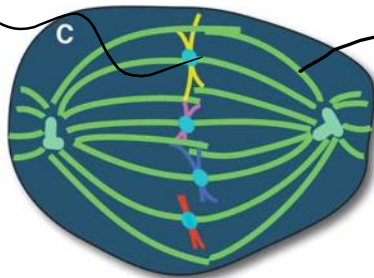
**Kinetochores [B]**  
pulls sister chromatids apart



**Chromatid [B]**  
one copy of the newly copied chromosome

double helix of DNA

**Spindle [C]**  
a slender mass of microtubules formed when a cell divides

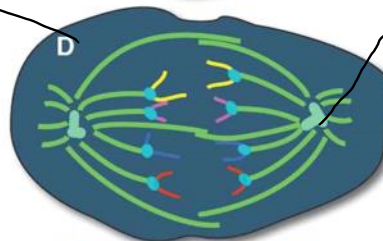


**Microtubule [C]**  
a component of the cytoskeleton, found in the cytoplasm

"Conveyor belt"

"jelly like"

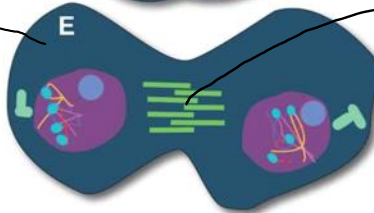
**Cytoplasm [D]**  
holds organelles together in the cell



**Centrosome [D]**  
as serves main microtubule organizing center of animal cells

+ provides structure for cell

**Cleavage Furrow [E]**  
The first sign of cleavage in an animal cell



**Contractile Ring [E]** formed during cytokinesis, the last step of cell division.

© cellsalive.com